



DF TLED LAMP

DESCRIPTION

The shatterproof DF TLED T8 lamps are designed to handle the more extreme environments found in commercial and industrial buildings. They are a cost effective solution that achieves maximum energy savings while providing best in class quality and durability. Starco's TLED lamps achieve up to 140 lumen per watt and provide an unparalleled quality of light. Our robust electronics withstand extensive voltage surges and perform under heavy duress and high ambient temperatures. This product works with Starco's innovative Fast-Fuse socket kits, which delivers a quick and easy installation.

SPECIFICATION FEATURES

Construction & Materials

- Plastic heatsink maximizes optimal performance and accommodates metal restricted applications
- Durable frosted UV-resistant polycarbonate tube
- Heavy gauge V-0 flammability classified polycarbonate end caps
- Slim design provides wider light distribution
- No glass or mercury is used. Lamp is fully recyclable.

Electrical System

- High efficiency single end powered driver
- Input Voltage: 110-277V, 50/60Hz
- Operating Temperature: -20°C (-4°F) to 45°C (113°F)
- UL Type B direct voltage
- Efficacy up to 140 lm/w
- Wattage: 5W to 18W
- Power Factor: >0.90
- Total Harmonic Distortion: <15%
- Surge Protection: 1.5kV
- FCC Compliant
- Fast-Fuse Technology

Optical System

- High impact polycarbonate optics provide even distribution
- Frosted lens maximize glare reduction. Beam angle is 320°.

Controls

- On/Off with occupancy sensor
- Support multi level on/off control
- Lamp is not dimmable.

LED

- CRI: 82+
- CCT: 3000K, 3500K, 4000K, 5000K
- L_{70} Lifetime: 186,000 hours @ 25°C
- L_{90} Lifetime: 59,000 hours @ 25°C
- Gold wire bonding LED chip

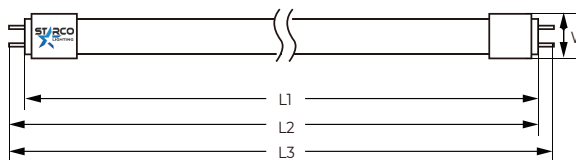
Warranty

- 8 Years

Project:	
Type:	
Note:	



DIMENSION



Model	L1	L2		L3	W	Unit
	MAX	MIN	MAX	MAX	MAX	
18 in	17.22	17.40	17.50	17.67	1.14	inch
450mm	437.4	442.0	444.5	451.6	29.0	mm

Model	L1	L2		L3	W	Unit
	MAX	MIN	MAX	MAX	MAX	
2 ft	23.61	23.71	23.75	23.89	1.14	inch
600mm	599.5	602.1	606.3	606.8	29.0	mm

Model	L1	L2		L3	W	Unit
	MAX	MIN	MAX	MAX	MAX	
3 ft	35.22	35.41	35.50	35.78	1.14	inch
900mm	894.6	899.3	901.7	908.8	29.0	mm

Model	L1	L2		L3	W	Unit
	MAX	MIN	MAX	MAX	MAX	
4 ft	47.22	47.41	47.50	47.78	1.14	inch
1200mm	1199.4	1204.1	1206.5	1213.6	29.0	mm



ORDER INFORMATION

DF TLED LAMP

Example: SL-T8-15-DF-4-40-S

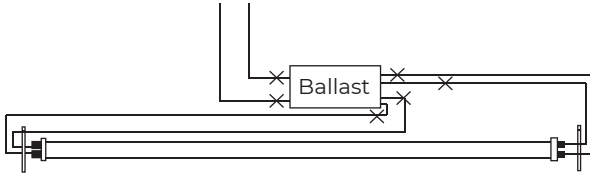
SL						
Series	Type	Wattage	Optics	Size	CCT	Serie
SL =Starco Lighting	T8 =T8 Lamp	05 =5W 09 =9W 13 =13W 15 =15W 18 =18W	DF =Frosted	C =18in 2 =2ft 3 =3ft 4 =4ft	30 =3000K 35 =3500K 40 =4000K 50 =5000K	S =Super Efficiency
Accessories						
SLHB5VKCS =3ft hanging chain AC10 =10ft aircraft cable/hook AC15 =15ft aircraft cable/hook WP10 =10ft Whip 16AWG L7-15PLUG =277V Twist Lock L7-15P plug HBP-111-L7 =Occupancy Sensor PC-1-LC-3-6 =120V PLUG-N-GO and 6' whip and 3 conductors PC-2-LC-5-3 =277V PLUG-N-GO and 3' whip and 5 conductors FSIR-100 =Sensor Remote Controller						

PERFORMANCE DATA


Model	Wattage	CCT	Size	Lens	Lumen Output
SL-T8-05-DF-C-40	05	4000K	18"	Frosted	600
SL-T8-09-DF-2-30-S	09	3000K	2'	Frosted	1035
SL-T8-09-DF-2-35-S	09	3500K	2'	Frosted	1035
SL-T8-09-DF-2-40-S	09	4000K	2'	Frosted	1215
SL-T8-09-DF-2-50-S	09	5000K	2'	Frosted	1215
SL-T8-13-DF-3-30-S	13	3000K	3'	Frosted	1560
SL-T8-13-DF-3-35-S	13	3500K	3'	Frosted	1560
SL-T8-13-DF-3-40-S	13	4000K	3'	Frosted	1755
SL-T8-13-DF-3-50-S	13	5000K	3'	Frosted	1755
SL-T8-13-DF-4-30-S	13	3000K	4'	Frosted	1560
SL-T8-13-DF-4-35-S	13	3500K	4'	Frosted	1560
SL-T8-13-DF-4-40-S	13	4000K	4'	Frosted	1820
SL-T8-13-DF-4-50-S	13	5000K	4'	Frosted	1820
SL-T8-15-DF-4-30-S	15	3000K	4'	Frosted	1800
SL-T8-15-DF-4-35-S	15	3500K	4'	Frosted	1800
SL-T8-15-DF-4-40-S	15	4000K	4'	Frosted	2100
SL-T8-15-DF-4-50-S	15	5000K	4'	Frosted	2100
SL-T8-18-DF-4-40	18	4000K	4'	Frosted	1926
SL-T8-18-DF-4-40-S	18	4000K	4'	Frosted	2340
SL-T8-18-DF-4-50-S	18	5000K	4'	Frosted	2340

Wiring Diagram

1. Cut off ballast




2. Single lamp wiring



Kit Accessories


Fast-Fuse Socket Kit

Starco's TLED lamps work with Starco's Fast-Fuse Socket Kits. These prewired harnesses offer a fast and robust installation process that adds safety and security to a facility's lighting infrastructure. The Fast-Fuse Socket Kits reduce installation time significantly and enable installers to move from fixture to fixture at a steady pace, saving on labor costs. The integrated fuse system mitigates risks involving electrical shorts, arcs, defective sockets, faulty wiring and mistaken replacement of fluorescent lamps.



U-Bend Retrofit Kit

Prewired troffer brackets are designed for simple, safe and trouble free installation. Mounting is easy with slots replacing holes and flexible placement within the existing fixture. The brackets can be mounted either on the inside at the top or on the end cap of the existing troffer.



Variety of Sockets

There is a variety of different lamp holders in existing fluorescent fixtures nowadays. Starco offers a wide variety of lamp holders to meet your fixture requirement.



Fast-Fuse Kit

Prewired inline fuse kit with pigtail and quick disconnect is in compliance with NEC 410.130(G) and adds safety to the circuit. Use this kit when the existing sockets are not necessary to change.



Emergency Inverter

Starco's Emergency Lighting Inverter is designed for use with direct voltage connected to Starco's LED lighting product. The output voltage is 170VDC. The emergency lighting inverter can provide power to Starco TLED T8 lamps for over 90 minutes.



Occupancy Sensor

The SES TLED lamp works with the Legrand Wattstopper® photo/motion sensor that provides more energy savings without sacrificing performance. The lamps can be set as multi level control.



HBP-111, HBP-112, FSIR-100