



## SL TLED LAMP

### DESCRIPTION

The shatterproof SL TLED T8 lamps are designed to retrofit certain specialized fixtures in commercial and industrial buildings, such as automotive inspection lines and advertisement signs. They are a cost effective solution that achieves maximum energy savings while providing best in class quality and durability. Starco's TLED lamps achieve up to 150 lumen per watt and provide an unparalleled quality of light. Our robust electronics withstand extensive voltage surges and perform under heavy duress and high ambient temperatures. This product works with Starco's innovative Fast-Fuse socket kits, which delivers a quick and easy installation.

### SPECIFICATION FEATURES

#### Construction & Materials

- Extruded aluminum heatsink maximizes LED lifetime and provides optimal performance
- Durable frosted or clear UV-resistant polycarbonate tube
- Heavy gauge V-0 flammability classified polycarbonate end caps
- Aluminum LED board maximizes heat dissipation
- No glass or mercury is used. Lamp is fully recyclable.

#### Electrical System

- High efficiency single end powered driver
- Input Voltage: 110-277V, 50/60Hz
- Operating Temperature: -20°C (-4°F) to 45°C (113°F)
- UL Type B direct voltage
- Efficacy up to 150 lm/w
- Wattage: 18W to 40W
- Power Factor: >0.90
- Total Harmonic Distortion: <15%
- Surge Protection: 1.5kV
- FCC Compliant
- Fast-Fuse Technology

#### Optical System

- High impact polycarbonate optics provides even distribution
- Frosted lens maximize glare reduction. Beam angle is 240°.

#### Controls

- On/Off with occupancy sensor
- Support multi level on/off control
- Lamp is not dimmable.

#### LED

- CRI: 82+
- CCT: 4000K, 5000K
- $L_{70}$  Lifetime: 186,000 hours @ 25°C
- $L_{90}$  Lifetime: 59,000 hours @ 25°C
- Gold wire bonding LED chip

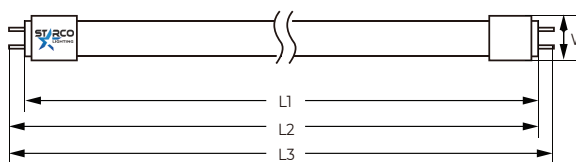
#### Warranty

- 5 Years

|          |  |
|----------|--|
| Project: |  |
| Type:    |  |
| Note:    |  |



### DIMENSION



| Model  | L1  | L2  | L3     |        | W    | Unit |
|--------|-----|-----|--------|--------|------|------|
|        | MAX | MAX | MIN    | MAX    | MAX  |      |
| 46 in  |     |     | 45.72  | 45.91  | 1.14 | inch |
| 1166mm |     |     | 1161.3 | 1166.1 | 29.0 | mm   |

| Model  | L1     | L2     |        | L3     | W    | Unit |
|--------|--------|--------|--------|--------|------|------|
|        | MAX    | MIN    | MAX    | MAX    | MAX  |      |
| 5 ft   | 59.06  | 59.24  | 59.33  | 59.61  | 1.14 | inch |
| 1500mm | 1500.0 | 1504.7 | 1507.1 | 1514.2 | 29.0 | mm   |

| Model  | L1     | L2     |        | L3     | W    | Unit |
|--------|--------|--------|--------|--------|------|------|
|        | MAX    | MIN    | MAX    | MAX    | MAX  |      |
| 6 ft   | 69.44  | 69.63  | 69.72  | 70.00  | 1.14 | inch |
| 1800mm | 1763.8 | 1768.5 | 1770.9 | 1778.0 | 29.0 | mm   |

| Model  | L1     | L2     |        | L3     | W    | Unit |
|--------|--------|--------|--------|--------|------|------|
|        | MAX    | MIN    | MAX    | MAX    | MAX  |      |
| 8 ft   | 93.30  | 93.42  | 93.65  | 94.00  | 1.14 | inch |
| 2400mm | 2374.3 | 2379.0 | 2381.4 | 2388.5 | 29.0 | mm   |



## ORDER INFORMATION

## SL TLED LAMP

Example: SL-T8-18-P-4-40-I

| SL   |                    |  |   |  |                                      |   |
|--|--------------------|--|---|--|--------------------------------------|---|
| Series   | Type               | Wattage  | Optics  | Size   | CCT                                  | Series  |
| <b>SL</b> =Starco Lighting   | <b>T8</b> =T8 Lamp | <b>18</b> =18W<br><b>22</b> =22W<br><b>28</b> =28W<br><b>36</b> =36W<br><b>40</b> =40W | <b>P</b> =Frosted<br>G13 Bi-pin<br><b>PF</b> =Frosted<br>Fa8 single pin | <b>4</b> =4ft<br><b>5</b> =5ft<br><b>6</b> =6ft<br><b>8</b> =8ft | <b>40</b> =4000K<br><b>50</b> =5000K | <b>S</b> =Super Efficiency<br><b>I</b> =Irregular High Output |
| Accessories  |                    |  |   |  |                                      |   |
| <b>SLHB5VKCS</b> =3ft hanging chain<br><b>AC10</b> =10ft aircraft cable/hook<br><b>AC15</b> =15ft aircraft cable/hook<br><b>WP10</b> =10ft Whip 16AWG<br><b>L7-15PLUG</b> =277V Twist Lock L7-15P plug<br><b>HBP-111-L7</b> =Occupancy Sensor<br><b>PC-1-LC-3-6</b> =120V PLUG-N-GO and 6' whip and 3 conductors<br><b>PC-2-LC-5-3</b> =277V PLUG-N-GO and 3' whip and 5 conductors<br><b>FSIR-100</b> =Sensor Remote Controller |                    |  |   |  |                                      |   |

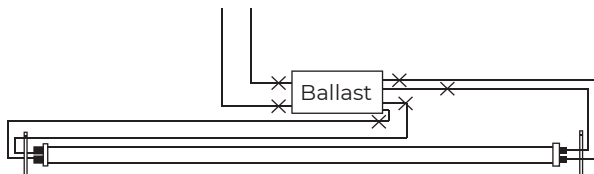
## PERFORMANCE DATA

| Model             | Wattage | CCT   | Size | Lens    | Lumen Output |
|-------------------|---------|-------|------|---------|--------------|
| SL-T8-18-P-4-40-I | 18      | 4000K | 46"  | Frosted | 2340         |
| SL-T8-18-P-4-50-I | 18      | 5000K | 46"  | Frosted | 2340         |
| SL-T8-22-P-4-40-I | 22      | 4000K | 46"  | Frosted | 2850         |
| SL-T8-22-P-4-50-I | 22      | 5000K | 46"  | Frosted | 2850         |
| SL-T8-22-P-5-40-S | 22      | 4000K | 5'   | Frosted | 2860         |
| SL-T8-22-P-5-50-S | 22      | 5000K | 5'   | Frosted | 2860         |
| SL-T8-28-P-6-40-S | 28      | 4000K | 6'   | Frosted | 3640         |
| SL-T8-28-P-6-50-S | 28      | 5000K | 6'   | Frosted | 3640         |
| SL-T8-36-P-8-40   | 36      | 4000K | 8'   | Frosted | 4500         |
| SL-T8-36-P-8-50   | 36      | 5000K | 8'   | Frosted | 4500         |
| SL-T8-36-PF-8-40  | 36      | 4000K | 8'   | Frosted | 4500         |
| SL-T8-36-PF-8-50  | 36      | 5000K | 8'   | Frosted | 4500         |
| SL-T8-40-P-8-40   | 40      | 4000K | 8'   | Frosted | 6000         |
| SL-T8-40-P-8-50   | 40      | 5000K | 8'   | Frosted | 6000         |


## Installation

### Wiring Diagram

1. Cut off ballast

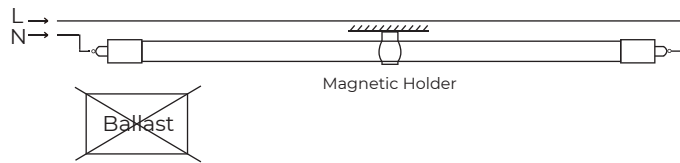


2. Single lamp wiring (except 8' lamps)

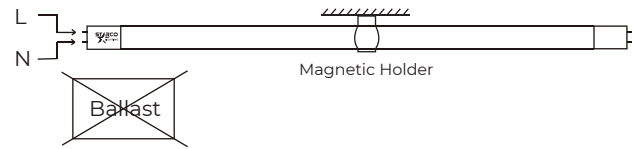


## Wiring Diagram

### 3. 8' Fa8 lamp wiring




### 4. 8' G13 or R17D lamp wiring



## Kit Accessories


### Fast-Fuse Socket Kit

Starco's TLED lamps work with Starco's Fast-Fuse Socket Kits. These prewired harnesses offer a fast and robust installation process that adds safety and security to a facility's lighting infrastructure. The Fast-Fuse Socket Kits reduce installation time significantly and enable installers to move from fixture to fixture at a steady pace, saving on labor costs. The integrated fuse system mitigates risks involving electrical shorts, arcs, defective sockets, faulty wiring and mistaken replacement of fluorescent lamps.



### U-Bend Retrofit Kit

Prewired troffer brackets are designed for simple, safe and trouble free installation. Mounting is easy with slots replacing holes and flexible placement within the existing fixture. The brackets can be mounted either on the inside at the top or on the end cap of the existing troffer.



### Variety of Sockets

There is a variety of different lamp holders in existing fluorescent fixtures nowadays. Starco offers a wide variety of lamp holders to meet your fixture requirement.



### Fast-Fuse Kit

Prewired inline fuse kit with pigtail and quick disconnect is in compliance with NEC 410.130(G) and adds safety to the circuit. Use this kit when the existing sockets are not necessary to change.



### Magnetic Holder

The transparent magnetic holder provides more support in the middle of 8' lamps to prevent sagging without sacrificing light output. The body is made of polycarbonate.



## Emergency Inverter

Starco's Emergency Lighting Inverter is designed for use with direct voltage connected to Starco's LED lighting product. The output voltage is 170VDC. The emergency lighting inverter can provide power to Starco TLED T8 lamps for over 90 minutes.



## Occupancy Sensor

The SES TLED lamp works with the Legrand Wattstopper® photo/motion sensor that provides more energy savings without sacrificing performance. The lamps can be set as multi level control.



HBP-111, HBP-112, FSIR-100