



SLHB LED HIGH BAY

DESCRIPTION

The Starco SLHB is a well designed LED luminaire suitable for a variety of applications and a balanced mixture of high performance and value. Applications include manufacturing, warehouses, distribution and convention centers, gymnasiums and other large indoor spaces. SLHB is ideal to replace traditional linear fluorescent and HID fixtures in industrial and commercial buildings with uncompromised quality and reliability. Multiple lumen outputs and electrical and control options make SLHB practical, as well as versatile. SLHB offers a range of lumen packages from 12,000 to 38,000 lumens and delivers up to 160 lumens per watt for maximum rebate eligibility and years of free maintenance.

SPECIFICATION FEATURES

Construction & Materials

- Extruded aluminum heatsinks maximize LED lifetime and optimal performance
- Durable white-painted center driver channel
- Heavy-gauge 5VA flammability classified plastic end caps
- Light weight design allows for a less obtrusive installation
- Includes V-shape hangers for suspended mount; optional bracket for pendent and surface mount

Electrical System

- High efficiency driver
- Input Voltage: 120-277V, 347V/480V, 50/60Hz
- Operating Temperature: -30°C (-22°F) to 55°C (131°F)
- 0-10V Continuous dimming to 10%
- Non Flickering (Flicker rate <3%)
- Power Factor: >0.95
- Total Harmonic Distortion: <15%
- Surge Protection: 8kV
- Fast-Fuse Technology

Optical System

- High impact polycarbonate optics provides even distribution
- Optional frosted lens provides maximum glare reduction

Occupancy Sensor

- Selectable mode high/low/off passive infrared (PIR)
- Photocell
- Optional bluetooth remote control

LED

- CRI: 70+, 80+, 90+
- CCT: 3000K, 4000K, 5000K
- Calculated L_{70} : 295,000 hours @ 25°C
- Reported L_{90} Lifetime: 86,000 hours @ 25°C

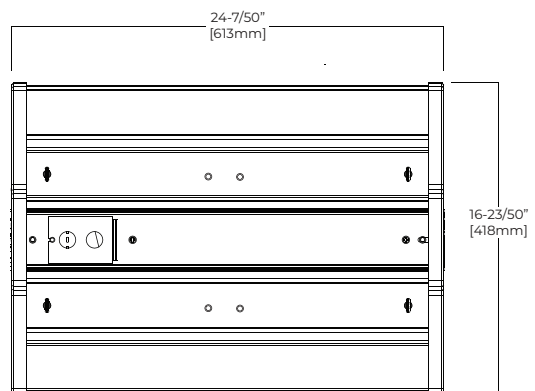
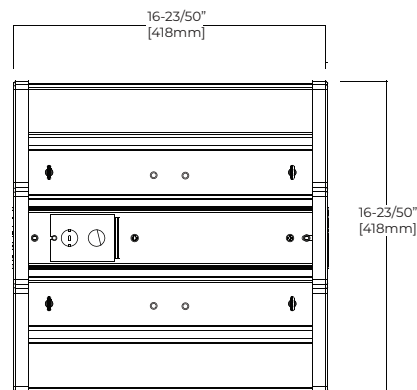
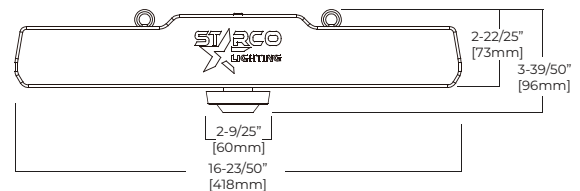
Warranty

- 10 Years

Project:	
Type:	
Note:	



DIMENSION



ORDER INFORMATION

SLHB LED HIGH BAY

Example: SLHB-120-R2-D-50-D-M-H

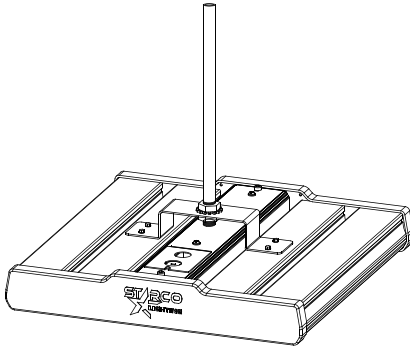
SLHB							
Series	Wattage	Size	Optics	CCT	Dimming	Sensor	Mount
SLHB =LED High Bay	75 =75W 100 =100W 120 =120W 135 =135W 150 =150W 165 =165W 200 =200W 220 =220W	R1 =420x420 R2 =420x620 unit: mm	F =Frosted D =Diffused	30 =3000K 40 =4000K 50 =5000K	D =0-10V Dimming N =None dimming	M =Integrated occupancy and daylight sensor S =Integrated occupancy and daylight sensor with Bluetooth remote control O =None sensor	H =Suspended mount C =Surface mount P =Pendent mount
Accessories							
SLHB5VKCS =3ft hanging chain AC10 =10ft aircraft cable/hook AC15 =15ft aircraft cable/hook WP10 =10ft whip 16AWG PC-1-LC-3-6 =120V PLUG-N-GO and 6' whip and 3 conductors PC-2-LC-5-3 =277V PLUG-N-GO and 3' whip and 5 conductors L7-15PLUG =277V twist lock L7-15P plug FSIR-100 =Sensor remote controller							

PERFORMANCE DATA

Wattage	Size	70 CRI @4000K / 5000K		Lens
		Lumens	Efficacy	
75	R1	13500	185	Diffused
75	R1	12825	176	Frosted
100	R1	18000	185	Diffused
100	R1	17100	176	Frosted
120	R1	21000	180	Diffused
120	R1	19950	171	Frosted
135	R1	23625	175	Diffused
135	R1	22444	166	Frosted
150	R1	25500	175	Diffused
150	R1	24225	166	Frosted
150	R2	25500	175	Diffused
150	R2	24225	166	Frosted
165	R2	28875	175	Diffused
165	R2	27390	166	Frosted
200	R2	35000	175	Diffused
200	R2	33200	166	Frosted
220	R2	38500	175	Diffused
220	R2	36520	166	Frosted

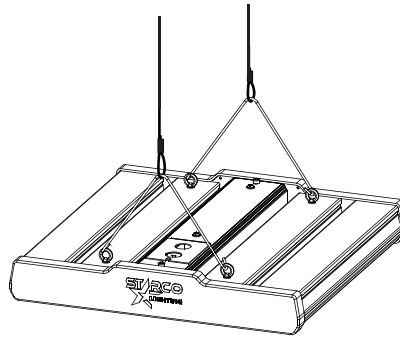
CRI	CCT	OUTPUT
70	5000K	100%
	4000K	100%
80	5000K	94%
	4000K	93%
	3000K	85%
90	5000K	86%
	4000K	85%
	3000K	78%

Pendent Mount

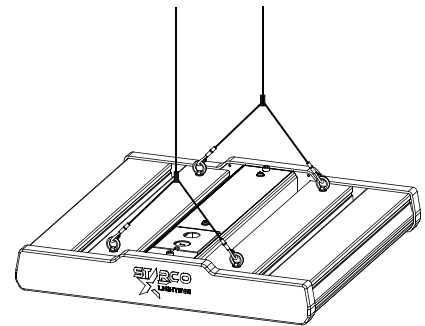


Suspended Mount

Hanging chain+V-clip



Aircraft Cable with hook



Sensor

THE SLHB LED High Bay integrated with the Legrand Wattstopper® photo/motion sensor provides more energy savings without sacrificing performance. Unlike traditional lighting control systems, the SLHB delivers superior lighting with integrated occupancy and daylight controls.

There are three basic sensor options - FSP-211, FSP-212 and FSP-311. The sensors operate from -40°C (-40°F) to 70°C (158°F) and have an IP66 rating and 5 year warranty. Please refer to Legrand Wattstopper® spec sheet for more information.

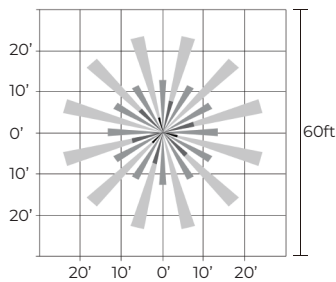


FSP-211

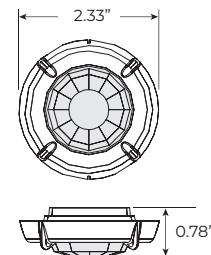
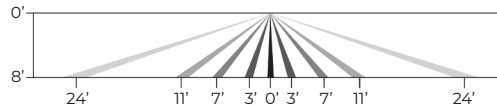
FSP-212

FSP-311

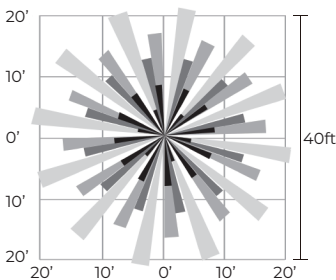
Top View



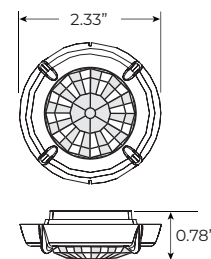
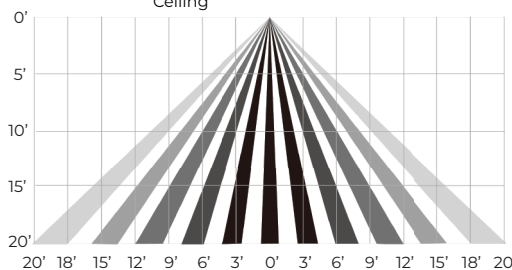
Side View



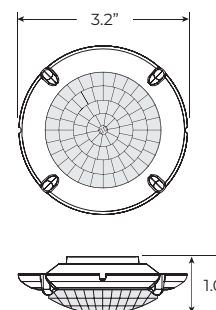
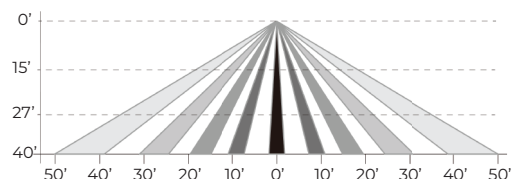
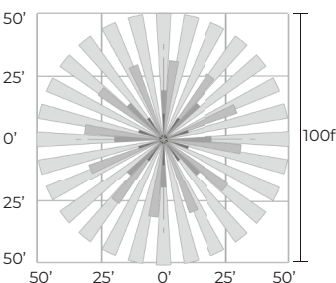
FSP-L2 Lens



Ceiling



FSP-L3 Lens



FSP-L7 Lens