



# SLHB LED High Bay

## DESCRIPTION

The Starco SLHB is a rugged LED luminaire suitable for a variety of applications and a balanced mixture of high performance and value. Applications include manufacturing, warehouses, distribution and convention centers, gymnasiums and other large indoor spaces. SLHB is ideal to replace traditional linear fluorescent and HID fixtures in industrial and commercial buildings with uncompromised quality and reliability. Multiple lumen outputs and electrical and control options make SLHB practical, as well as versatile. SLHB offers a range of lumen packages from 12,000 to 60,000 lumens and delivers up to 185 lumens per watt for maximum rebate eligibility and years of free maintenance.

## SPECIFICATION FEATURES

### Construction & Materials

- Extruded aluminum heatsinks maximize LED lifetime and optimal performance
- Durable white-painted center driver channel
- Heavy-gauge 5VA flammability classified plastic end caps
- Light weight design allows for a less obtrusive installation
- Multiple mounting options: Suspended, Pendent, Surface

### Electrical System

- High efficiency driver
- Input Voltage: 120-277V, 347V-480V, 50/60Hz
- Operating Temperature: -30°C (-22°F) to 55°C (131°F)
- 0-10V Continuous dimming to 10%
- Non Flickering (Flicker rate <3%)
- Power Factor: >0.95
- Total Harmonic Distortion: <15%
- Surge Protection: 8kV

### Diffuser

- High impact diffused polycarbonate optics provides even distribution
- Optional frosted lens provides maximum glare reduction

### LED

- CRI: 80+, 90+
- CCT: 3000K, 4000K, 5000K
- Calculated L<sub>70</sub> Lifetime: >295,000 hours @ 25°C
- Reported L<sub>90</sub> Lifetime: >86,000 hours @ 25°C

### Controls

- Motion&daylight sensor
- Wireless Bluetooth Mesh Network

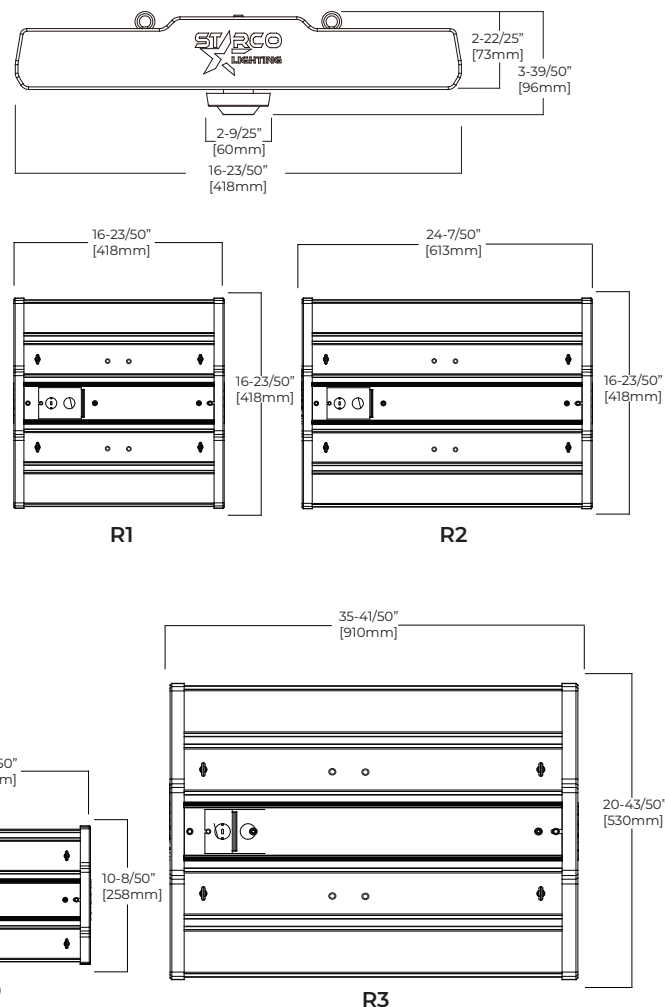
### Warranty

- 10 Years

Project:	
Type:	
Note:	



## DIMENSION





## ORDER INFORMATION

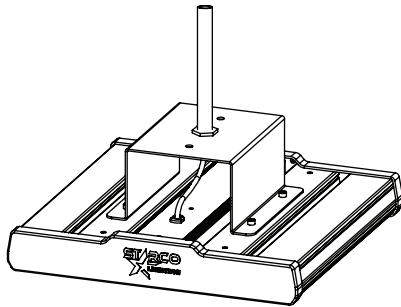
## SLHB LED HIGH BAY

Example: SLHB-120-R1-D-50-D-M-H-80-U

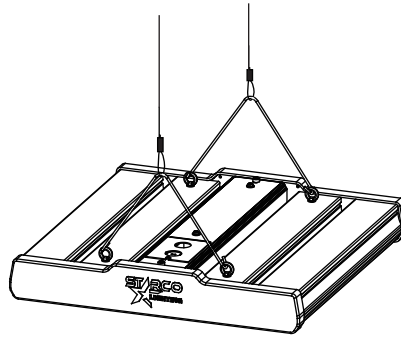
SLHB				
Series	Lumens Package	Size	Lens	Color Temperature
SLHB=LED High Bay	50=50W, 9000 lumens 65=65W, 12000 lumens	R0=418x258mm 16"x 10"	F=Frosted Polycarbonate, wide distribution D=Clear Polycarbonate, wide distribution	30=3000K 35=3500K 40=4000K 50=5000K
	70=70W, 12000 lumens 100=100W, 18000 lumens 120=120W, 21000 lumens 150=150W, 24000 lumens	R1=418x418mm 16"x 16"		
	165=165W, 27000 lumens 180=180W, 30000 lumens 200=200W, 33000 lumens 220=220W, 36000 lumens	R2=418x618mm 16"x 24"		
	250=250W, 40000 lumens 300=300W, 48000 lumens 350=350W, 56000 lumens 400=400W, 64000 lumens	R3=530x910mm 21"x 36"		
Dimming	Sensor	Mounting	CRI	Voltage
D=Dimming N=Dimming	M=Wattstopper PIR motion & daylight sensor with 360° lens (FSP211-L7) S= Wattstopper bluetooth remote controlled PIR motion & daylight sensor with 360° lens (FSP311-L7) B=Starco bluetooth mesh wireless controlled PIR motion and daylight sensor with 360° lens (CYC)	H=Suspended mount  C=Surface mount  P=Pendent	80=80 CRI 90=90 CRI	U=120-277V H=347-480V
Options				
<b>Emergency Battery Backup Pack</b> EMD20=20W Emergency battery backup pack EMD30=30W Emergency battery backup pack EMD40=40W Emergency battery backup pack  <b>Fixture Accessories</b> WGR0=White wire guard for R0 WGR1=White wire guard for R1 WGR2=White wire guard for R2 WGR3=White wire guard for R3 AC10=10ft Aircraft cable with hook 5/64" diameter galvanized steel (one pair) AC20=20ft Aircraft cable with hook 5/64" diameter galvanized steel (one pair) HBSMK=Surface/pendent mount bracket			<b>Cords &amp; Plugs</b> C6J=6ft 16awg 3 conductors 300V SJOOW cord C6O=6ft 16awg 3 conductors 600V SOOW cord C10J=10ft 16awg 3 conductors 300V SJOOW cord C10O=10ft 16awg 3 conductors 600V SOOW cord  P515=Straight blade 15A 125V plug PL715=Locking 15A 277V plug P520=Straight blade 20A 125V plug PL720=Locking 20A 277V plug	



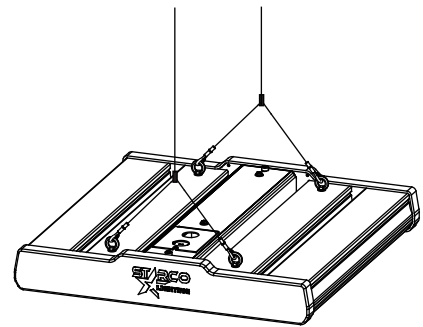
**Pendent Mount**  
Standard (3/4")



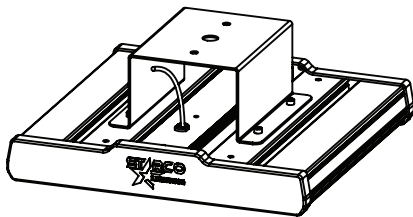
**Suspended Mount**  
Hanging chain+V-clip



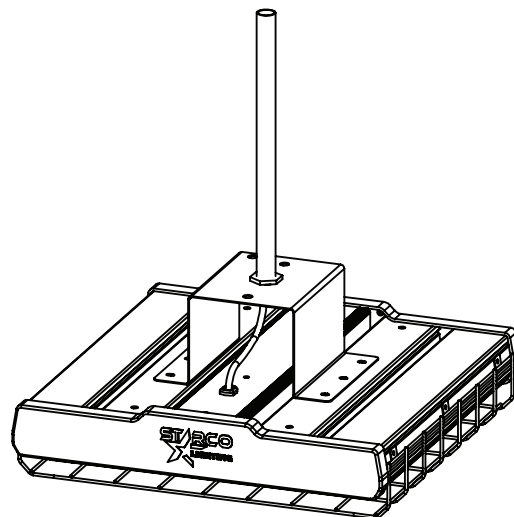
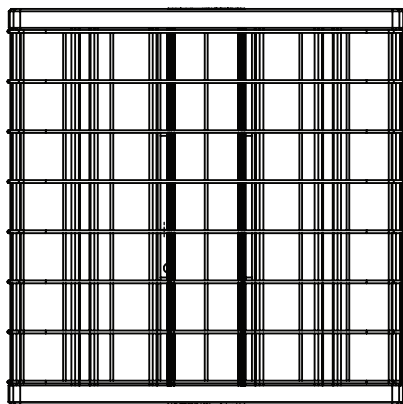
Aircraft Cable with hook



**Surface Mount**



**Wire Guard**





## Wattstopper Sensor

THE SLHB LED High Bay integrated with the Legrand Wattstopper® photo/motion sensor provides more energy savings without sacrificing performance. Unlike traditional lighting control systems, the SLHB delivers superior lighting with integrated occupancy and daylight controls. FSP-211 sensors operate from -40°C (-40°F) to 70°C (158°F) and have an IP66 rating and 5 year warranty. Please refer to Legrand Wattstopper® spec sheet for more information.

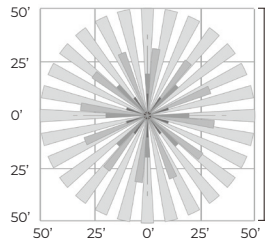


FSP-211

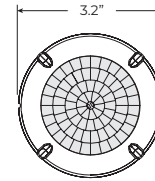
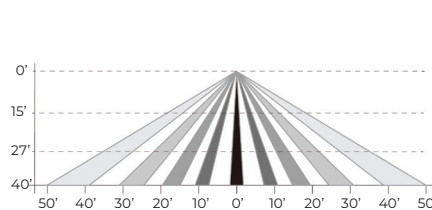


FSP-311

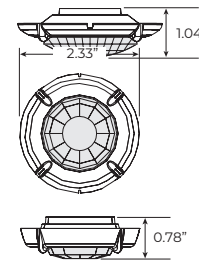
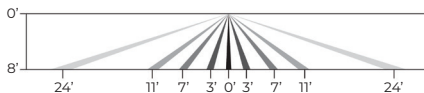
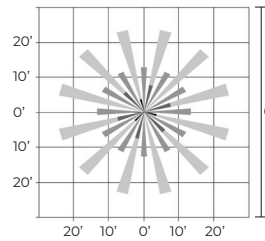
Top View



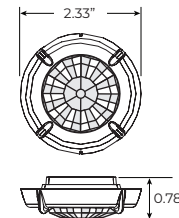
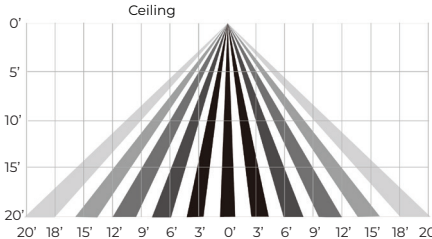
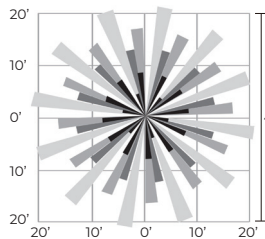
Side View



FSP-L7 Lens



FSP-L2 Lens



FSP-L3 Lens

## Starco Sensor

The CYC is a compact, IP65-rated, BLE 5.2 wireless multi-sensing device designed for efficient lighting control in various indoor and outdoor applications. It features PIR motion sensing, daylight sensing, and dual 0-10V channel outputs for LED driver control. By default, the device operates as a 0-10V channel for dimming and 2nd 0-10V channel for color tuning, with motion and daylight sensing functionalities configurable via the Starco Control mobile application. The CYC is available with either an audio jack or a Zhaga Book 18 connector, facilitating seamless integration into diverse lighting systems.

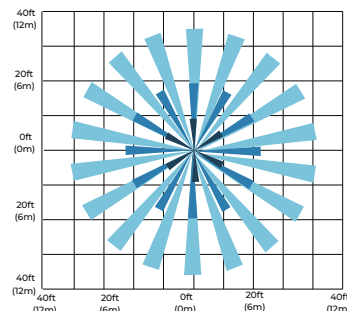


CYC

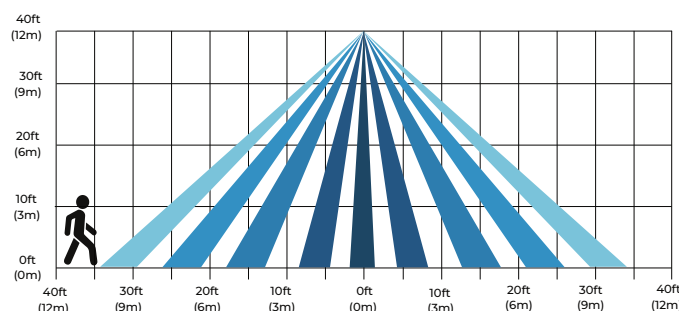


**Starco**  
CONTROL

Top View



Side View





Performance Table

SLHB LED HIGH BAY

Wattage	Size	80 CRI @5000K		PC Lens
		Lumens	Efficacy	
50	R0	9250	185	Diffused
50	R0	8800	176	Frosted
65	R0	12050	185	Diffused
65	R0	11440	176	Frosted
70	R1	12900	180	Diffused
70	R1	12320	171	Frosted
100	R1	18000	180	Diffused
100	R1	17100	171	Frosted
120	R1	21000	175	Diffused
120	R1	19950	166	Frosted
150	R1	25500	175	Diffused
150	R1	24225	166	Frosted
165	R2	28875	175	Diffused
165	R2	27390	166	Frosted
180	R2	31500	175	Diffused
180	R2	30000	166	Frosted
200	R2	35000	175	Diffused
200	R2	33200	166	Frosted
220	R2	38500	175	Diffused
220	R2	36520	166	Frosted
250	R3	42500	170	Diffused
250	R3	40250	161	Frosted
300	R3	51000	170	Diffused
300	R3	48300	161	Frosted
350	R3	58800	168	Diffused
350	R3	56000	160	Frosted
400	R3	66800	167	Diffused
400	R3	63600	159	Frosted

CRI	CCT	Output
80	5000K	100%
	4000K	99%
	3000K	90%
90	5000K	91%
	4000K	90%
	3000K	81%

Lens	Output
Diffused	100%
Frosted	95%

Emergency Battery Pack	Output Lumens
20W	3000
30W	4500
40W	6000

Weight

Size	Weight	Size	Weight
R0	5.5lbs (2.5kg)	R2	10.2lbs (4.7kg)
R1	8.5lbs (3.9kg)	R3	13.5lbs (6.2kg)